

PSL SERIES

RECHARGEABLE LITHIUM IRON PHOSPHATE BATTERIES



Medical



Solar



Wind



Mobility



Data Center



Transport



Sport & Recreation



Utility

Power Sonic's PSL series of LiFePO₄ batteries have been designed and developed to provide a lighter, higher power and longer life solution to lead acid batteries.

LiFePO₄ batteries last longer and can produce 10 times the number of cycles than a typical lead acid battery. At only 40% of the weight of the equivalent lead acid battery our LiFePO₄ range is ideal for those applications that need to be lighter and more mobile but deliver the same power.

LiFePO₄ is much safer than other lithium technologies, and reduces the risk of explosion or combustion due to high impact, over-charging or short circuit situations. Not only will they not catch fire, but the "dry cell" construction of LiFePO₄ batteries eliminates the use of poisonous lead and harmful sulphuric acid. They can be mounted in any direction, and will never leak acid.

POWER PS SONIC
TRUSTED BATTERY SOLUTIONS



PSL SERIES

Rechargeable Lithium Iron Phosphate Batteries



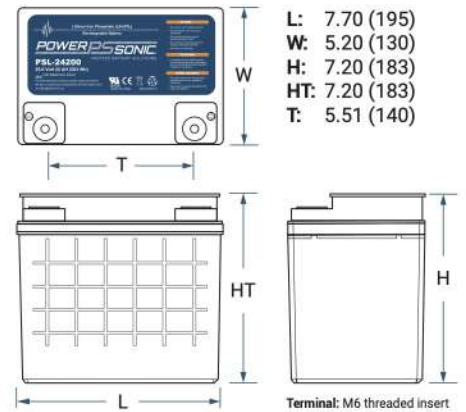
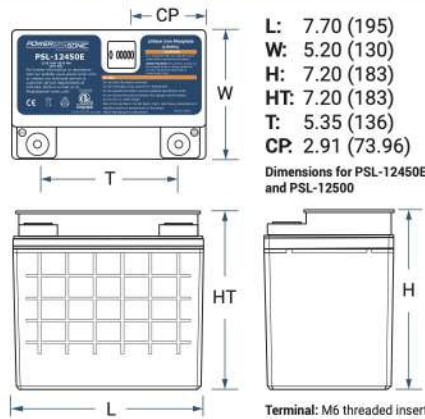
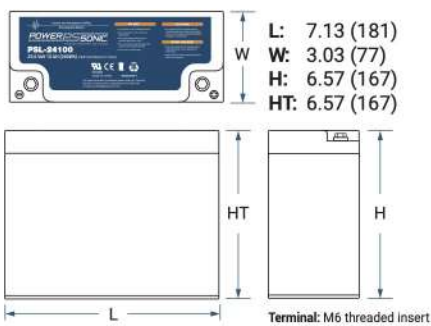
PCM FEATURES

- Balancing function for cells
- Over-current protection
- Over-voltage protection
- Over-discharge protection
- Short-circuit protection

BATTERY FEATURES

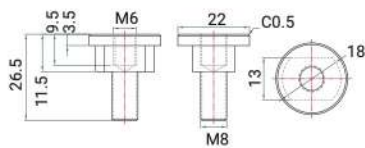
- High performance LiFePO4 battery
- Compact and only 40% of the weight of comparable lead acid battery
- Up to 10 times more cycles than lead acid batteries
- Faster charging and lower self-discharge
- Delivers twice the power of lead acid batteries, even high discharge rate, while maintaining high energy capacity
- Super safe chemistry reducing the risk of explosion or combustion due to high impact, over-charging or short circuit situation
- Rugged impact resistant ABS case and cover flame retardant to UL94:V0

PHYSICAL DIMENSIONS: inch (mm) Tolerances are +/- 0.04 in. (+/- 1mm) and +/- 0.08 in. (+/- 2mm) for height dimensions. All data subject to change without notice.

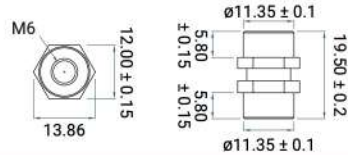


TERMINALS: (mm)

M6 threaded insert (female-threaded)



M6 threaded insert (female-threaded)



SPECIFICATIONS

Model	Battery Type*	Nominal Voltage V	Rated Capacity AH	Dimensions: inch (mm)								Weight		Terminal Type Standard
				Length		Width		Height		Total Height		lbs.	kgs.	
PSL-12450E	E3	12.8	45.0	7.70	195	5.20	130	7.20	183	7.20	183	12.8	5.8	M6
PSL-12500	E3	12.8	51.4	7.70	195	5.20	130	7.20	183	7.20	183	12.8	5.8	M6
PSL-24100	E2	25.6	10.0	7.13	195	3.03	77	6.57	167	6.57	167	6.1	2.75	M6
PSL-24200	E2	25.6	22.0	7.70	181	5.20	130	7.20	183	7.20	183	13.0	5.9	M6